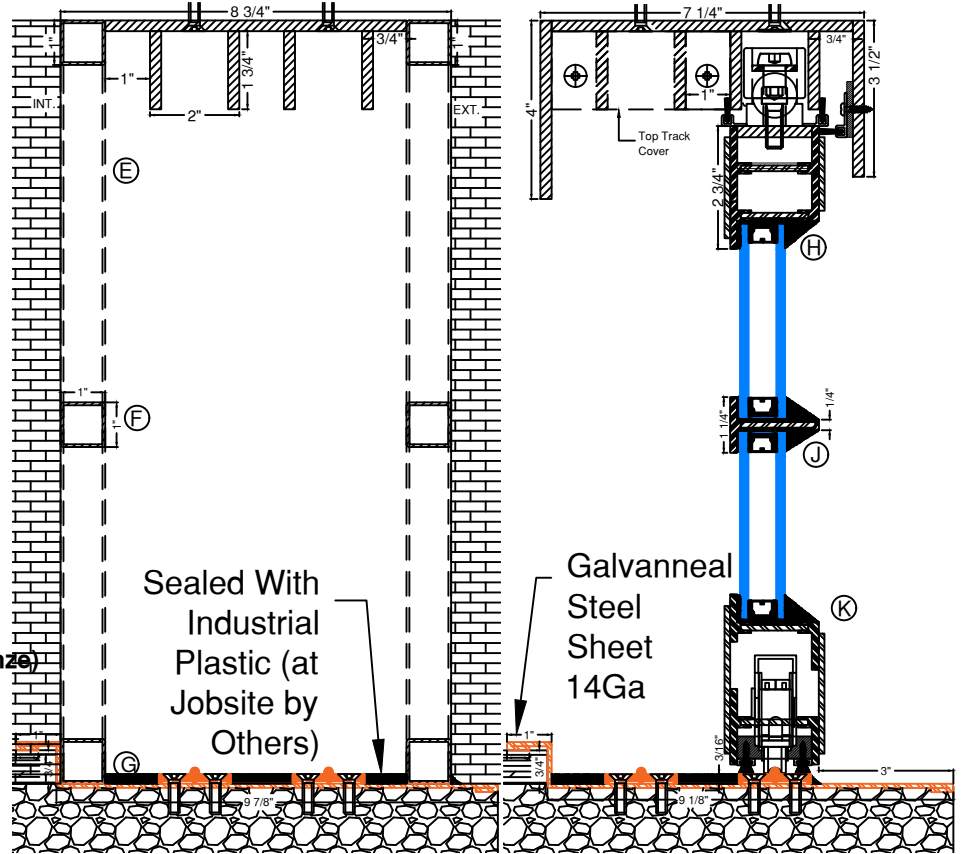


4 Panel Bi-parting PXX/XXP



SPECIFICATIONS

ATB7500

POCKET SLIDING DOORS

Carbon Steel (Optional Stainless Steel and Bronze)

Bottom Carriage: Stainless Steel

Door Lock: Hoppe Keyed Flush Pull

Flushbolt: Concealed Flushbolt

Bottom Track: Brass Track

Glazing:

Type: Double (Single and Triple Available)

Glass: Cardinal 366 over clear Tempered

NFRC ratings vary based on glass type

Spacer: Black

Thickness: 1" Overall

Glazing Orientation: Exterior

Stop Type: Factory Wet Glazed

(Metal Stop available)

Muntin: 1-1/4" for TDL

Weather Strip:

Brush and Silicon Gasket

4-Point Contact, Black

Sill: Custom Brass, Brass Patina

Frame Depth: 2"

Finish:

Thermally Bonded Galvanized

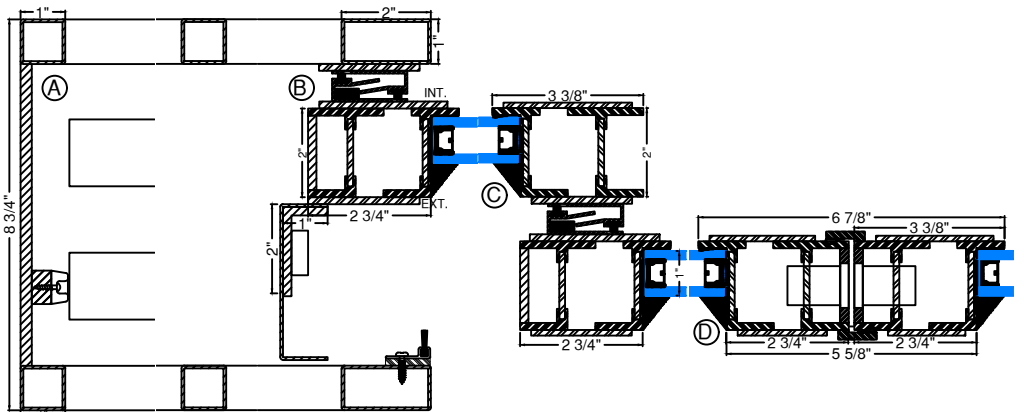
Paint Finish Options Specify Color

2 coats of epoxy Base Primer

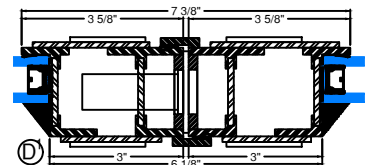
2 coats of Acrylic Lacquer Paint

3 coats of Clear Polyurethane

Coastal Finish Available



DOOR POCKET FRAME DEEP SIZE	
1 TRACK	5 7/16"
2 TRACK	8 3/4"
3 TRACK	11 3/4"
4 TRACK	14 13/16"



*Door exceeding 12 ft. in width or 12 ft. in height will ship in separate sections to be site mullied.

*For Installation Flange Details-Refer to Installation Flange options pages.